

PAO(Sectt.)/HUA/Admin/Advice/2023-24/ 2991-92  
GOVERNMENT OF INDIA  
PAO(sectt),M/o Housing & Urban Affairs  
507-C(Wing),Nirman Bhawan,New Delhi  
Telephone No: 23062664 Fax No: 23062664

To,  
The General Manager,  
Reserve Bank of India,  
Central Accounts Section,  
Additional Office Building,  
East High Court Road,  
NAGPUR - 440 001

Code No:	707
Advice No:	970
Advice Date:	18/03/2024

Sir,

Please debit our account with Rs.2,41,14,87,700/- (Two Hundred Forty One Crore Fourteen Lakh Eighty Seven Thousand Seven Hundred Only.) by contra credit to the following accounts of the Governments with the amounts mentioned against each:

Month and Year of Accounts: **March,2024**

The Amount to be Settled: **March,2024**

Sl.No.	Name of the State	State Code	Scheme Code	Amount	Sanction No. and Date
1	WEST BENGAL	116	1989-STATE AND UT GRANTS UNDER PMAY (URBAN)	2,41,14,87,700	N-11011/20/2018-HFA-III-UD (9047693) dated 16/03/2024
GRAND TOTAL:				2,41,14,87,700	

Signature of the authorized official

*Varsha Sharma*

(Varsha Sharma)  
Sr. Accounts Officer

1. O/o the Accountant General (A&E), West Bengal, Treasury Building, Kolkata-700001
2. Sh. Dharam Singh, US (HFA-III) Nirman Bhawan, New Delhi.

Copy to:

1. MIS- HFA
  2. Mon. cell
- BN Debg  
27/3/24  
A  
27/3/24

No. N-11011/20/2018-HFA-III-UD (9047693)  
Government of India  
Ministry of Housing and Urban Affairs  
(HFA-III)

Nirman Bhawan, New Delhi.  
Dated: 16<sup>th</sup> March, 2024

To

**Pay and Accounts Officer (Sectt.),**  
Ministry of Housing and Urban Affairs,  
Nirman Bhawan,  
New Delhi -11

**Sub: Release of Central Assistance under Pradhan Mantri Awas Yojana PMAY-U Housing for All Mission to State Govt. of West Bengal for the financial year 2023-24.**

Sir,


The undersigned is directed to convey the Sanction of the competent authority to release ₹ 241,14,87,700/- (Rupees Two Hundred Forty One Crore Fourteen Lakh Eighty-Seven Thousand and Seven Hundred Only) to State Govt. of West Bengal as part of 3<sup>rd</sup> instalment (after adjusting excess amount of ₹ 44,09,14,300/- under ST component from the sanctioned amount of ₹285,24,02,000/-) of Central Assistance (Other than SC/ST Component) for Creation of Capital Assets under Pradhan Mantri Awas Yojana- Urban (PMAY-U) for the FY 2023-24 under SLS WB-207.

2. Details of 195 BLC projects considered in 4<sup>th</sup>, 6<sup>th</sup>, 14<sup>th</sup>, 18<sup>th</sup> and 32<sup>nd</sup> CSMC meetings against which the above Grant is released towards 3<sup>rd</sup> instalment of the Central Assistance are given in the annexure.

3. Based on the decision and recommendations of CSMC under Pradhan Mantri Awas Yojana-Urban (PMAY-U) and compliances achieved by State Govt. in respect of aforesaid projects, the amount of central grant is being released subject to the following conditions:

- i. Necessary sanctions/ approvals/ compliances required under the statutory or other regulatory regime as applicable would be obtained by the authority (ies) concerned with the project (s).
- ii. The State Government and implementing agencies shall put in place a monitoring system to ensure that the project (s) achieve scheduled milestone and envisaged outcomes including implementation of reforms and other conditionalities required under the scheme.
- iii. The State Govt./implementing agencies shall utilize the grant in accordance with the approved guidelines for the implementation of the Scheme of PMAY-U and furnish Utilization Certificates (UCs) in the prescribed format as per GFR 2017 as provided in the scheme guidelines.
- iv. PMAY-U, being a Centrally Sponsored Scheme (CSS), the State Government should strictly follow the revised procedure of fund flow as per instructions issued by Department of Expenditure, Ministry of Finance, Government of India vide O.M. No. 1(13)PFMS/FCD/2020 dated 23<sup>rd</sup> March 2021. These instructions have been made effective from 1<sup>st</sup> July, 2021 which inter-alia provides that:



- a) **The State Govt. shall transfer the central share as well as commensurate State share to the Single Nodal Account (SNA) within 30 days of receipt of Central share failing which penal interest at the rate of 7% per annum will be charged on the number of days of delay beyond 30 days in transfer of Central share to the SNA account.**
  - b) **Central Assistance along with state share are to be kept by the Nodal Agency in the Single Nodal Account (SNA) opened in a Scheduled Commercial Bank for the purpose and the same is mapped in PFMS. The nodal agency will allocate drawing limits to implementing agencies (IAs) having zero balance subsidiary accounts duly mapped in PFMS and linked to SNA account for drawal of funds on real time basis from the Single Nodal Account.**
  - c) **The nodal agency shall ensure that the interest earned from the funds released, should be mandatorily remitted to respective consolidated funds on pro rata basis in terms of rule 230(8) of GFR 2017.**
  - d) **SNAs and IAs will mandatorily use the DBT/EAT module of PFMS or integrate their systems with the PFMS to ensure that information on PFMS is updated by each IA at least once every day.**
  - e) **SNA will keep all the funds received in the Single Nodal Account only and shall not divert the same to Fixed Deposits/Flexi-Account/Multi-Option Deposit Account/Corporate Liquid Term Deposit (CLTD) Account etc.**
  - f) **Further releases under the scheme will be made only after transfer of entire Central Assistance released till date along with corresponding State share, if any, in the SNA account and utilization of 75% of earlier releases along with corresponding State share.**
  - v. **State should ensure that data entry in PMAY-U – MIS portal is completed at the earliest. The Central Assistance is being released on the basis beneficiary entered in PMAY-U-MIS and houses geo-tagged at completed stage (after adjustment of excess funds released in projects).**
  - vi. **The funds shall be utilized for the purpose and within the selected categorized beneficiaries, for which these are given. Otherwise, these will have to be refunded along with interest as per provisions under GFR 2017.**
  - vii. **The State Government shall ensure the geo-tagging of all the remaining completed houses in projects approved under BLC component of PMAY-U for release of balance part of 3<sup>rd</sup> instalment.**
  - viii. **State Government shall ensure that the specifications of the houses conform to NBC/BIS Standards and that requisite infrastructure will be provided by the State Government/ULB as per PMAY-U guidelines.**
  - ix. **The balance amount of 3<sup>rd</sup> and final installment of Central Assistance will be released on achieving all mandatory reforms, completion of projects including construction of all the houses approved in DPRs & infrastructure and submission of Project Completion Certificate (PCC) as per Annexure 9A of the scheme guidelines.**
  - x. **State Government should ensure that there is no violation of Model Code of Conduct while releasing funds to implementing Agencies/ULBs/Beneficiaries.**
4. **Release of the Grant may kindly be made to the State Government immediately. The funds may thereafter be allocated to the implementing agencies as per revised procedure without any delay failing which the amounts would be recovered from the State Government with interest for the period of default.**
- 

5. The amount is debitible from the account of the Central Government in the books under the following Head of Account under Demand No. 60 of M/o Housing and Urban Affairs for the year 2023-24:

Major Head:	3601	Grants-in-aid to State Governments
Sub-Major Head	06	Centrally Sponsored Scheme
Minor Head	101	Central Assistance / Share
Sub Head	31	Pradhan Mantri Awas Yojana -Urban
Detailed Head	01	Assistance to State Govts for PMAY-U
Object Head	31.01.35	Grants for Creation of Capital Assets

6. The amount will be credited to the State Government's account in RBI as per procedure laid down by Ministry of Finance, Department of Expenditure vide O.M. No. F-II (45/76/SC) dated 22.02.1977.


7. As per rule 236(1) of GFR, 2017, the relevant accounts of the Grantee institution(s)/ Organisation(s) shall be open to inspection by the sanctioning authority and audit, both by the Comptroller and Auditor General of India under the provision of CAG (DPC) Act 1971 and internal audit by the Principal Accounts Office of the Ministry or Department, whenever the Institution or Organisation is called upon to do so.

8. Requisite UCs for release of 3<sup>rd</sup> instalment of Central Assistance has been received from the State Government of West Bengal and are enclosed herewith.

9. This issues with the concurrence of the Finance Division vide their No. # 180(E: 9047693) dated 12.03.2024.

10. This sanction has been registered at S.No. 537 in the Sanction Register of HFA Directorate (HFA.III Section) of the Ministry of HUA for the year 2023-24.


Yours faithfully,

  
(Dharam Singh)

Under Secretary to the Government of India  
Tele No. 011-23063029

Copy to:-

1. The Principal Secretary Urban Development & Municipal Affairs Department Government of West Bengal, Kolkata, West Bengal.
2. Mission Director, SUDA, ILGUS Bhawan, HC Block, Sector-3, Bidhannagar, Kolkata-700106, West Bengal.
3. Accountant General (A&E), West Bengal.
4. CCA, MoHUA
5. Director, IFD, MoHUA
6. Deputy Secretary (Budget), MoHUA
7. NITI Aayog, SP Divn. / DR Divn. New Delhi
8. O/o CGA, Mahalekha Niyantrak Bhavan, New Delhi.
9. Director (HFA-3), MoHUA
10. Dy. Chief (MIS/DRMC), HFA Directorate to place this sanction at appropriate place on the Website of the Ministry.
11. PMU (MIS), HFA Directorate
12. AO (HFA), MoHUA
13. Sanction folder.
14. File Copy

  
(Dharam Singh)

Under Secretary (HFA-III)

Annexure referred to in sanctioned order No. N-11011/20/2018-HFA-3 (E:9047693 ) dated 15.03.2024

Attachment ID :ATTACHAL1920232603201800062 dated 06.03.2024 for release of 3rd installment in projects sanctioned in 4th, 6th, 14th, 18th and 32 CSMC meetings (₹ in lakh)

S.No.	Annexure_ID	City_Name	MissionComp_Name	Central_Share	FN_Year	Project_Cost	Installment_No	Release_No	Number of beneficiaries as per DPR				Number of beneficiaries attached				3rd installment being released for other than SC/ST beneficiaries
									Total	other than SC/ST category	SC category	ST category	Total	other than SC/ST category	SC category	ST category	
1	7C198016 42001693	Alipurduar	BLC	600	2023-24	1619.2	3	2	400	342	58	0	396	340	56	0	-18.38
2	7C198017 24044422	Arambag	BLC	1164	2023-24	3141.248	3	2	776	464	300	12	776	464	300	12	15.604
3	7C198017 24037080	Arambag	BLC	1249.5	2023-24	3371.984	3	1	833	468	356	9	832	467	356	9	387.166
4	7C198016 98033601	Ashokenagar Kalyangarh	BLC	1234.5	2023-24	3331.504	3	2	823	572	243	8	822	571	243	8	137.592
5	7C198016 98037523	Ashokenagar Kalyangarh	BLC	1356	2023-24	3659.392	3	1	904	679	216	9	903	678	216	9	131.7
6	7C198017 06037075	Baduria	BLC	2286	2023-24	6169.152	3	2	1524	1222	299	3	1520	1218	299	3	428.954
7	7C198017 06007684	Baduria	BLC	1050	2023-24	2833.6	3	1	700	574	121	5	699	569	125	5	163.2
8	7C198017 27044445	Baidyabati	BLC	532.5	2023-24	1437.04	3	1	355	346	9	0	355	346	9	0	98.7
9	7C198017 27044469	Baidyabati	BLC	522	2023-24	1408.704	3	1	348	348	0	0	348	348	0	0	-108.6
10	7C198016 54037062	Balurghat	BLC	649.5	2023-24	1752.784	3	2	433	351	75	7	432	350	75	7	46.885
11	7C198017 33055029	Bankura	BLC	1036.5	2023-24	2797.168	3	2	691	305	385	1	687	304	382	1	216.926
12	7C198017 33055040	Bankura	BLC	630	2023-24	1700.16	3	1	420	233	187	0	419	232	187	0	29.1
13	7C198017 20055522	Bansberia	BLC	1065	2023-24	2874.08	3	1	710	417	289	4	710	417	289	4	45.9
14	7C198017 20024269	Bansberia	BLC	366	2023-24	987.712	3	1	244	130	109	5	244	130	109	5	44.439
15	7C198017 12037826	Baranagar	BLC	112.5	2023-24	303.6	3	1	75	75	0	0	75	75	0	0	16.5
16	7C198017 12030598	Baranagar	BLC	67.5	2023-24	182.16	3	1	45	45	0	0	45	45	0	0	40.5

17	7C198017 12037101	Baranagar	BLC	246	2023-24	663.872	3	1	164	164	0	0	159	159	0	0	42.6
18	7C198017 07037103	Barasat	BLC	2326.5	2023-24	6278.448	3	1	1551	750	767	34	1544	748	763	33	651.6
19	7C198017 07032780	Barasat	BLC	1464	2023-24	3950.848	3	1	976	498	473	5	975	498	472	5	91.8
20	7C198016 78037105	Barddhaman	BLC	181.5	2023-24	489.808	3	1	121	94	25	2	121	95	24	2	4.44
21	7C198017 02037076	Barrackpore	BLC	180	2023-24	485.76	3	1	120	106	14	0	119	105	14	0	85.365
22	7C198017 02037490	Barrackpore	BLC	963	2023-24	2598.816	3	1	642	582	58	2	642	582	58	2	152.1
23	7C198017 47033840	Baruipur	BLC	166.5	2023-24	449.328	3	1	111	70	41	0	110	69	41	0	20.695
24	7C198017 47044421	Baruipur	BLC	453	2023-24	1222.49	3	1	302	200	101	1	302	200	101	1	39.9
25	7C198017 18050696	Basirhat	BLC	1459.5	2023-24	3938.704	3	1	973	804	165	4	970	802	164	4	307.982
26	7C198016 63032695	Beldanga	BLC	1344	2023-24	3626.978	3	1	896	793	98	5	896	793	98	5	230.4
27	7C198016 63001976	Beldanga	BLC	315	2023-24	850.08	3	1	210	182	26	2	210	181	26	3	55.5
28	7C198016 62050742	Berhampore	BLC	1087.5	2023-24	2934.8	3	1	725	608	113	4	725	608	113	4	78
29	7C198017 25037093	Bhadreswar	BLC	88.5	2023-24	238.832	3	1	59	57	1	1	59	57	1	1	19.586
30	7C198017 25044700	Bhadreswar	BLC	597	2023-24	1611.104	3	1	398	346	52	0	398	346	52	0	35.1
31	7C198016 85000634	Birnagar	BLC	1930.5	2023-24	5207.76	3	2	1287	679	607	1	1287	679	607	1	349.082
32	7C198016 85044426	Birnagar	BLC	1482	2023-24	3999.424	3	1	988	559	426	3	988	559	426	3	164.7
33	7C198017 35037070	Bishnupur	BLC	834	2023-24	2250.688	3	2	556	310	243	3	555	309	243	3	143.716
34	7C198017 35044892	Bishnupur	BLC	883.5	2023-24	2384.272	3	1	589	327	255	7	589	327	255	7	88.2
35	7C198016 69037064	Bolpur	BLC	1785	2023-24	4817.12	3	2	1190	689	493	8	1189	689	492	8	310.568
36	7C198016 69044873	Bolpur	BLC	1482	2023-24	3999.424	3	1	988	507	479	2	988	507	479	2	126.3
37	7C198016 91050863	Bongaon	BLC	4935	2023-24	13317.92	3	1	3290	2697	590	3	3273	2681	589	3	413.4

38	7C198016 91037144	Bongaon	BLC	2128.5	2023-24	5744.112	3	2	1419	966	438	15	1399	953	431	15	60.06
39	7C198017 44037571	Budge Budge	BLC	595.5	2023-24	1607.056	3	1	397	350	46	1	397	350	46	1	177.739
40	7C198016 88037040	Chakdaha	BLC	697.5	2023-24	1882.32	3	2	465	319	125	21	465	319	125	21	58.704
41	7C198016 88037633	Chakdaha	BLC	690	2023-24	1862.08	3	1	460	314	115	31	459	313	115	31	57.6
42	7C198017 26050752	Champda ni	BLC	969	2023-24	2615.008	3	2	646	593	52	1	646	593	52	1	70.6
43	7C198017 26050744	Champda ni	BLC	886.5	2023-24	2392.368	3	1	591	435	156	0	591	435	156	0	114.6
44	7C198017 22037065	Chandern agore	BLC	1338	2023-24	3610.816	3	1	892	736	151	5	889	733	151	5	336.132
45	7C198017 22044429	Chandern agore	BLC	1261.5	2023-24	3404.368	3	2	841	784	56	1	841	784	56	1	-81.902
46	7C198017 52033152	Chandrak ona	BLC	1428	2023-24	3853.696	3	1	952	478	457	17	951	477	457	17	120
47	7C198017 52037522	Chandrak ona	BLC	2139	2023-24	5772.448	3	2	1426	779	624	23	1414	774	619	21	509.22
48	7C198017 62000827	Contai	BLC	1800	2023-24	4857.6	3	2	1200	1113	87	0	1198	1126	68	4	75.58
49	7C198017 62007717	Contai	BLC	1350	2023-24	3643.2	3	1	900	888	12	0	900	880	12	8	253.2
50	7C198016 87033647	Coopers Camp	BLC	535.5	2023-24	1445.136	3	2	357	60	295	2	356	60	294	2	146.99
51	7C198016 87044464	Coopers Camp	BLC	570	2023-24	1538.24	3	1	380	64	316	0	380	64	316	0	17.7
52	7C198016 87037067	Coopers Camp	BLC	1236	2023-24	3335.552	3	1	824	176	645	3	821	174	644	3	47.4
53	7C198016 76034588	Dainhat	BLC	967.5	2023-24	2610.96	3	2	645	193	452	0	638	191	447	0	253.588
54	7C198016 50037074	Dalkhola	BLC	1278	2023-24	3448.896	3	1	852	607	245	0	800	567	233	0	377.943
55	7C198017 31033979	Dankuni	BLC	1135.5	2023-24	3064.336	3	1	757	652	103	2	755	651	102	2	421.842
56	7C198016 57037068	Dhulian	BLC	1030.5	2023-24	2780.976	3	2	687	542	144	1	687	542	144	1	52.92
57	7C198016 41000879	Dhupguri	BLC	2233.5	2023-24	6028	3	1	1489	860	629	0	1464	858	603	3	636.739
58	7C198017 48037072	Diamond Harbour	BLC	900	2023-24	2428.8	3	1	600	513	87	0	598	511	87	0	232.565



59	7C198016 48028583	Dinhata	BLC	958.5	2023-24	2586.672	3	1	639	549	90	0	639	549	90	0	38.8
60	7C198016 48028582	Dinhata	BLC	283.5	2023-24	765.07	3	2	189	166	23	0	189	166	23	0	7.53
61	7C198016 48033324	Dinhata	BLC	555	2023-24	1497.76	3	1	370	322	47	1	370	322	47	1	27
62	7C193146 95007722	Domkal	BLC	1417.5	2023-24	3825.36	3	1	945	945	0	0	945	943	1	1	293.7
63	7C198016 68033584	Dubrajpur	BLC	621	2023-24	1675.872	3	2	414	334	77	3	411	331	77	3	38.57
64	7C198016 68056230	Dubrajpur	BLC	1491	2023-24	4023.72	3	1	994	717	265	12	994	717	265	12	202.5
65	7C198017 13024212	Dum Dum	BLC	30	2023-24	80.96	3	2	20	18	2	0	20	18	2	0	4.796
66	7C198017 61034094	Egra	BLC	1450.5	2023-24	3914.416	3	2	967	846	114	7	963	844	112	7	132.798
67	7C198017 61007726	Egra	BLC	1200	2023-24	3238.4	3	1	800	680	110	10	799	692	100	7	145.2
68	7C198016 56055564	ENGLISH BAZAR	BLC	1149	2023-24	3100.768	3	1	766	712	54	0	764	710	54	0	99
69	7C198016 56037096	ENGLISH BAZAR	BLC	1203	2023-24	3246.496	3	1	802	757	41	4	802	757	41	4	144.905
70	7C198016 53033742	Gangaram pur	BLC	1219.5	2023-24	3291.024	3	2	813	420	354	39	812	420	353	39	506.46
71	7C198016 99037356	Garulia	BLC	468	2023-24	1263.72	3	2	312	239	73	0	307	234	73	0	9.354
72	7C198016 99055982	Garulia	BLC	867	2023-24	2339.74	3	1	578	464	114	0	578	464	114	0	93
73	7C198016 90055327	Gayespur	BLC	793.5	2023-24	2044.056	3	1	529	410	116	3	529	410	116	3	196.174
74	7C198016 90055434	Gayespur	BLC	919.5	2023-24	2368.632	3	1	613	427	181	5	613	427	181	5	49.5
75	7C198017 54037451	Ghatal	BLC	1183.5	2023-24	3193.872	3	2	789	615	170	4	787	613	170	4	118.37
76	7C198017 54033330	Ghatal	BLC	1045.5	2023-24	2821.454	3	1	697	534	161	2	697	534	161	2	126.6
77	7C198016 96000536	Gobardan ga	BLC	1680	2023-24	4532.01	3	2	1120	606	487	27	1115	537	563	15	405.47
78	7C198016 96007744	Gobardan ga	BLC	900	2023-24	2428.8	3	1	600	352	239	9	599	335	255	9	-5.7
79	7C198016 96004594	Gobardan ga	BLC	1845	2023-24	4979.04	3	1	1230	675	537	18	1220	666	534	20	159

80	7C198016 77037046	Guskara	BLC	229.5	2023-24	619.344	3	2	153	50	72	31	153	50	72	31	47.3
81	7C198016 77044877	Guskara	BLC	1477.5	2023-24	3987.28	3	1	985	416	391	178	985	416	391	178	117.6
82	7C198016 97034105	Habra	BLC	1897.5	2023-24	5120.72	3	1	1265	871	375	19	1262	868	375	19	610.893
83	7C198016 97034106	Habra	BLC	4377	2023-24	11812.06	3	1	2918	2119	757	42	2915	2117	756	42	428.7
84	7C198017 60055735	Haldia	BLC	2389.5	2023-24	6448.464	3	2	1593	1307	286	0	1593	1307	286	0	351.73
85	7C198016 43000116	Haldibari	BLC	568.5	2023-24	15.34	3	2	379	244	133	2	379	277	102	0	70.814
86	7C198016 92037086	Halisahar	BLC	2481	2023-24	6695.392	3	1	1654	1451	203	0	1651	1448	203	0	404.503
87	7C198016 92037088	Halisahar	BLC	1734	2023-24	4679.488	3	1	1156	1145	11	0	1148	1137	11	0	141
88	7C193224 10034198	Haringhat a	BLC	1020	2023-24	2752.64	3	2	680	510	140	30	676	507	140	29	187.42
89	7C193224 10001974	Haringhat a	BLC	1578	2023-24	4258.496	3	1	1052	835	132	85	1051	778	235	38	176.4
90	7C198017 21024293	Hugli- Chinsurah	BLC	103.5	2023-24	279.312	3	1	69	53	16	0	69	53	16	0	35.934
91	7C198017 21044441	Hugli- Chinsurah	BLC	237	2023-24	639.584	3	1	158	155	3	0	158	155	3	0	-64.8
92	7C198016 40044896	Jalpaiguri	BLC	1810.5	2023-24	4885.936	3	1	1207	861	338	8	1164	826	330	8	217.797
93	7C198016 58000112	Jangipur	BLC	517.5	2023-24	1395.5	3	2	345	326	15	4	345	272	73	0	13.84
94	7C198016 58008267	Jangipur	BLC	1050	2023-24	2833.6	3	1	700	590	110	0	700	601	98	1	178.8
95	7C198016 58005883	Jangipur	BLC	2122.5	2023-24	5727.92	3	1	1415	1142	273	0	1415	1203	170	42	363.1
96	7C198017 49031773	Jaynagar Mazilpur	BLC	438	2023-24	1182.016	3	1	292	276	16	0	292	276	16	0	75.8
97	7C198017 56033634	Jhargram	BLC	1150.5	2023-24	3104.816	3	1	767	643	101	23	755	633	100	22	402.592
98	7C198017 56037850	Jhargram	BLC	1179	2023-24	3181.728	3	1	786	620	129	37	785	619	129	37	116.7
99	7C198016 59056043	Jiaganj- Azimganj	BLC	1941	2023-24	5233.66	3	1	1294	786	482	26	1293	786	481	26	111.9

100	7C198016 52034107	Kaliaganj	BLC	1957.5	2023-24	5282.64	3	1	1305	918	381	6	1288	909	373	6	273.599
101	7C198016 52033320	Kaliaganj	BLC	1495.5	2023-24	4035.856	3	1	997	690	307	0	996	689	307	0	171
102	7C198016 79037038	Kalna	BLC	267	2023-24	720.544	3	1	178	110	66	2	178	110	66	2	37.47
103	7C198016 89055843	Kalyani	BLC	870	2023-24	2347.84	3	1	580	240	309	31	580	240	309	31	197.7
104	7C198016 89055845	Kalyani	BLC	480	2023-24	1295.36	3	1	320	49	266	5	319	48	266	5	-342.4
105	7C198017 11037165	Kamarhati	BLC	679.5	2023-24	1833.744	3	2	453	450	3	0	443	440	3	0	-26.41
106	7C198016 93033577	Kanchrapara	BLC	141	2023-24	380.512	3	1	94	67	27	0	94	67	27	0	34.929
107	7C198016 93044401	Kanchrapara	BLC	334.5	2023-24	902.704	3	1	223	151	72	0	223	151	72	0	24.3
108	7C198016 61033326	Kandi	BLC	1485	2023-24	4007.52	3	1	990	634	348	8	990	634	348	8	174
109	7C198016 61037580	Kandi	BLC	2197.5	2023-24	5930.32	3	1	1465	947	518	0	1465	947	518	0	606.215
110	7C198016 75037045	Katwa	BLC	357	2023-24	963.424	3	2	238	198	40	0	237	197	40	0	17.83
111	7C198016 75044885	Katwa	BLC	993	2023-24	2679.776	3	1	662	550	112	0	662	550	112	0	156.3
112	7C198017 57037446	Kharagpur	BLC	1246.5	2023-24	3363.888	3	1	831	669	121	41	771	624	109	38	435.565
113	7C198017 57037881	Kharagpur	BLC	1285.5	2023-24	3469.136	3	1	857	799	34	24	855	797	34	24	96.9
114	7C198017 53008242	Kharar	BLC	300	2023-24	809.6	3	1	200	120	80	0	200	120	80	0	34.2
115	7C198017 53004014	Kharar	BLC	463.5	2023-24	1250.86	3	1	309	183	121	5	308	187	116	5	56.1
116	7C198017 53000421	Kharar	BLC	310.5	2023-24	837.96	3	2	207	108	95	4	207	141	63	3	48.642
117	7C198017 04044411	Khardah	BLC	468	2023-24	1262.976	3	1	312	267	26	19	312	267	26	19	-52.2
118	7C198017 04037100	Khardah	BLC	342	2023-24	922.944	3	1	228	216	8	4	227	215	8	4	73.292
119	7C198016 46034079	KochBehar	BLC	445.5	2023-24	1202.256	3	1	297	237	59	1	296	236	59	1	91.2
120	7C198016 46037036	KochBehar	BLC	138	2023-24	372.416	3	1	92	75	17	0	91	74	17	0	66.6

121	7C198017 30037090	Konnagar	BLC	1069.5	2023-24	2886.224	3	1	713	711	2	0	711	709	2	0	223.757
122	7C198017 30055852	Konnagar	BLC	762	2023-24	2056.384	3	1	508	504	3	1	506	502	3	1	-6.9
123	7C198016 82034066	Krishnana gar	BLC	559.5	2023-24	1509.904	3	1	373	227	146	0	365	220	145	0	114.787
124	7C198016 82037913	Krishnana gar	BLC	1485	2023-24	4007.52	3	1	990	605	380	5	987	603	379	5	174.6
125	7C198016 82003606	Krishnana gar	BLC	1468.5	2023-24	3962.99	3	1	979	608	367	4	973	604	365	4	188.4
126	7C198017 51008245	Kshirpai	BLC	1050	2023-24	2833.6	3	1	700	354	295	51	700	353	296	51	92.4
127	7C198017 51000814	Kshirpai	BLC	600	2023-24	1620	3	2	400	192	177	31	400	186	178	36	147.29
128	7C198017 08033591	Madhyam gram	BLC	661.5	2023-24	1785.168	3	2	441	353	80	8	440	352	80	8	18.376
129	7C198017 08008142	Madhyam gram	BLC	1350	2023-24	3643.2	3	1	900	655	225	20	900	656	224	20	133.2
130	7C198017 08004419	Madhyam gram	BLC	2265	2023-24	6110.12	3	1	1510	1115	370	25	1506	1244	237	25	354.9
131	7C198017 43037375	Maheshtal a	BLC	487.5	2023-24	1315.6	3	1	325	290	35	0	325	290	35	0	250.2
132	7C198017 43054942	Maheshtal a	BLC	1165.5	2023-24	3145.296	3	1	777	623	150	4	777	623	150	4	-108.9
133	7C198016 39000119	Mal	BLC	685.5	2023-24	1850	3	2	457	407	27	23	443	400	22	21	54.552
134	7C198016 45024274	Mathabha nga	BLC	93	2023-24	250.976	3	1	62	50	12	0	62	50	12	0	10.912
135	7C198017 55038009	Medinipur	BLC	1195.5	2023-24	3226.256	3	1	797	673	97	27	795	671	97	27	185.4
136	7C198017 55037529	Medinipur	BLC	1771.5	2023-24	4780.688	3	1	1181	903	183	95	1119	855	175	89	244.226
137	7C198016 44000925	Mekliganj	BLC	337.5	2023-24	910.8	3	2	225	85	135	5	220	118	101	1	73.62
138	7C198016 44004105	Mekliganj	BLC	288	2023-24	777	3	1	192	76	114	2	190	96	91	3	27
139	7C198016 80037073	Memari	BLC	582	2023-24	1570.622	3	1	388	264	109	15	388	264	109	15	150.019
140	7C198016 60001500	Murshida bad	BLC	1444.5	2023-24	3898.22	3	2	963	448	500	15	939	437	496	6	302.048
141	7C198016 81055996	Nabadwip	BLC	1389	2023-24	3723.846	3	2	926	902	24	0	925	901	24	0	20.38

142	7C198016 94044405	Naihati	BLC	600	2023-24	1619.2	3	1	400	303	97	0	399	302	97	0	-172.9
143	7C198016 64037063	Nalhati	BLC	348	2023-24	939.136	3	2	232	136	95	1	231	135	95	1	41.91
144	7C198016 64044876	Nalhati	BLC	1044	2023-24	2817.404	3	1	696	531	162	3	696	531	162	3	134.1
145	7C198017 09044419	New Barrackpo re	BLC	990	2023-24	2671.68	3	1	660	587	69	4	658	586	68	4	89.7
146	7C198017 09037056	New Barrackpo re	BLC	271.5	2023-24	732.688	3	1	181	126	55	0	179	124	55	0	23.18
147	7C198017 00024270	North Barrackpo re	BLC	21	2023-24	56.672	3	1	14	14	0	0	14	14	0	0	9.031
148	7C198017 10023804	North DumDum	BLC	75	2023-24	202.4	3	1	50	40	10	0	50	40	10	0	14.14
149	7C198017 10037176	North DumDum	BLC	1270.5	2023-24	3428.656	3	1	847	705	140	2	847	705	140	2	166.5
150	7C198016 55037041	Old Malda	BLC	1368	2023-24	3691.776	3	2	912	672	240	0	903	667	236	0	133.56
151	7C198016 55037703	Old Malda	BLC	1197	2023-24	3230.3	3	1	798	625	170	3	796	623	170	3	183
152	7C198017 05037071	Panihati	BLC	958.5	2023-24	2586.672	3	1	639	635	4	0	632	628	4	0	323.7
153	7C198017 05032729	Panihati	BLC	1380	2023-24	3554.88	3	1	920	681	184	55	920	681	184	55	84.3
154	7C198017 58037424	Panskura	BLC	1468.5	2023-24	3962.992	3	2	979	905	63	11	977	903	63	11	262.538
155	7C198017 45037055	Pujali	BLC	1098	2023-24	2963.136	3	2	732	488	243	1	726	482	243	1	4.2
156	7C198017 45008223	Pujali	BLC	750	2023-24	2024	3	1	500	386	114	0	499	396	103	0	115.2
157	7C198017 38033585	Puruliya	BLC	1050	2023-24	2833.6	3	1	700	417	262	21	694	412	261	21	228.585
158	7C198017 38037069	Puruliya	BLC	1305	2023-24	3521.76	3	1	870	536	312	22	867	534	311	22	108.9
159	7C198017 37001979	Raghunat hpur	BLC	729	2023-24	1967.33	3	1	486	258	223	5	485	276	207	2	64.2
160	7C198016 51044874	Raiganj	BLC	1554	2023-24	4193.728	3	1	1036	778	257	1	1015	762	252	1	371.353

161	7C198016 51008222	Raiganj	BLC	1350	2023-24	3643.2	3	1	900	835	53	12	891	784	104	3	112.8
162	7C198017 46055044	Rajpur Sonarpur	BLC	562.5	2023-24	1518	3	1	375	308	64	3	375	308	64	3	-16.5
163	7C198017 46050710	Rajpur Sonarpur	BLC	1302	2023-24	3513.664	3	1	868	630	231	7	868	630	231	7	171.019
164	7C198017 50037094	Ramjibanpur	BLC	1077	2023-24	2906.464	3	1	718	504	205	9	718	504	205	9	257.931
165	7C198017 50044875	Ramjibanpur	BLC	859.5	2023-24	2319.504	3	1	573	392	177	4	573	392	177	4	64.2
166	7C198016 65037114	Rampurhat	BLC	1930.5	2023-24	5209.776	3	2	1287	693	582	12	1280	686	582	12	431.266
167	7C198016 65008249	Rampurhat	BLC	1350	2023-24	3643.2	3	1	900	564	314	22	899	558	318	23	136.5
168	7C198016 86037368	Ranaghat	BLC	856.5	2023-24	2311.4	3	1	571	459	110	2	566	456	108	2	114.8
169	7C198016 86037365	Ranaghat	BLC	667.5	2023-24	1801.36	3	2	445	342	100	3	438	337	98	3	47.044
170	7C198017 29050711	Rishra	BLC	429	2023-24	1157.74	3	2	286	270	16	0	282	266	16	0	18.62
171	7C198017 29055372	Rishra	BLC	1077	2023-24	2906.46	3	1	718	658	45	15	718	658	45	15	83.4
172	7C198016 67000564	Sainthia	BLC	240	2023-24	648	3	2	160	104	53	3	160	110	47	3	9.03
173	7C198016 67008253	Sainthia	BLC	1350	2023-24	3643.2	3	1	900	465	424	11	900	465	424	11	139.5
174	7C198016 83033655	Santipur	BLC	1327.5	2023-24	3582.48	3	1	885	706	167	12	883	705	166	12	202.125
175	7C198016 83054670	Santipur	BLC	1159.5	2023-24	3129.104	3	1	773	530	233	10	773	530	233	10	138.3
176	7C198017 28051248	Serampore	BLC	909	2023-24	2453.088	3	1	606	588	17	1	603	585	17	1	18.619
177	7C198017 34037106	Sonamukhi	BLC	1002	2023-24	2704.064	3	2	668	415	252	1	664	412	251	1	180.144
178	7C198017 34008255	Sonamukhi	BLC	600	2023-24	1619.2	3	1	400	215	182	3	400	222	175	3	66
179	7C198017 14033596	South DumDum	BLC	258	2023-24	696.256	3	2	172	169	2	1	172	169	2	1	14.1
180	7C198016 66008257	Suri	BLC	1500	2023-24	4048	3	1	1000	423	395	182	1000	423	395	182	119.1
181	7C198016 66000643	Suri	BLC	357	2023-24	964	3	2	238	196	24	18	237	128	104	5	55.828

182	7C198016 84028329	Taherpur	BLC	394.5	2023-24	1064.624	3	2	263	228	35	0	263	228	35	0	13.08
183	7C198017 19000474	Taki	BLC	222	2023-24	599.1	3	2	148	99	48	1	148	94	54	0	5.31
184	7C198017 59037583	Tamralipt a	BLC	861	2023-24	2322.41	3	1	574	533	33	8	570	529	33	8	110.1
185	7C198017 59037109	Tamralipt a	BLC	813	2023-24	2194.016	3	2	542	523	19	0	534	515	19	0	8.402
186	7C198017 23030586	Tarakeswa r	BLC	291	2023-24	785.312	3	1	194	153	41	0	194	153	41	0	39.8
187	7C198017 23028328	Tarakeswa r	BLC	132	2023-24	356.224	3	2	88	66	22	0	88	66	22	0	4.56
188	7C198017 03037078	Titagarh	BLC	159	2023-24	429.088	3	1	106	91	15	0	106	91	15	0	14.7
189	7C198016 47037099	Tufanganj	BLC	759	2023-24	2048.288	3	1	506	365	141	0	505	364	141	0	102.004
190	7C198016 47031630	Tufanganj	BLC	1053	2023-24	2841.7	3	1	702	514	187	1	702	514	187	1	126.6
191	7C198017 41005563	Uluberia	BLC	8848.5	2023-24	23879.15	3	1	5899	5299	599	1	5898	5298	599	1	2556.6
192	7C198017 41000990	Uluberia	BLC	2250	2023-24	6072	3	2	1500	1335	165	0	1499	1315	184	0	222.62
193	7C198017 32033426	Uttarpara Kotrung	BLC	345	2023-24	931.04	3	1	230	227	2	1	230	227	2	1	27.3
194	7C198017 32051275	Uttarpara Kotrung	BLC	778.5	2023-24	2100.912	3	1	519	450	69	0	519	450	69	0	94.832
195	7C198017 32044957	Uttarpara Kotrung	BLC	376.5	2023-24	1016.048	3	1	251	227	24	0	251	227	24	0	16.5
	<b>Total</b>			<b>204771</b>		<b>550675.8</b>		<b>251</b>	<b>136514</b>	<b>100325</b>	<b>34334</b>	<b>1855</b>	<b>135861</b>	<b>99898</b>	<b>34163</b>	<b>1800</b>	<b>28524.02</b>

Annexure referred to in sanctioned order No. N-11011/20/2018-HFA-3 (E:9047693 ) dated 15.03.2024

Attachment ID :ATTACHAL1920232603201800062 dated 06.03.2024 for release of 3rd installment in projects sanctioned in 4th, 6th, 14th, 18th and 32 CSMC meetings (₹ in lakh)

S.No.	Annexure ID	City_Name	MissionComp_Name	Central_Share	FN_Year	Project_Cost	Installment_No	Release_No	Number of beneficiaries as per DPR				Number of beneficiaries attached				3rd installment being released for ST beneficiaries
									Total	other than SC/ST category	SC category	ST category	Total	other than SC/ST category	SC category	ST category	
1	7C198016 42001693	Alipurduar	BLC	600	2023-24	1619.2	3	2	400	342	58	0	396	340	56	0	0
2	7C198017 24044422	Arambag	BLC	1164	2023-24	3141.248	3	2	776	464	300	12	776	464	300	12	3.3
3	7C198017 24037080	Arambag	BLC	1249.5	2023-24	3371.984	3	1	833	468	356	9	832	467	356	9	-87.49
4	7C198016 98033601	Ashokenagar Kalyangarh	BLC	1234.5	2023-24	3331.504	3	2	823	572	243	8	822	571	243	8	-31.68
5	7C198016 98037523	Ashokenagar Kalyangarh	BLC	1356	2023-24	3659.392	3	1	904	679	216	9	903	678	216	9	2.4
6	7C198017 06037075	Baduria	BLC	2286	2023-24	6169.152	3	2	1524	1222	299	3	1520	1218	299	3	-54.844
7	7C198017 06007684	Baduria	BLC	1050	2023-24	2833.6	3	1	700	574	121	5	699	569	125	5	1.5
8	7C198017 27044445	Baidyabati	BLC	532.5	2023-24	1437.04	3	1	355	346	9	0	355	346	9	0	0
9	7C198017 27044469	Baidyabati	BLC	522	2023-24	1408.704	3	1	348	348	0	0	348	348	0	0	0
10	7C198016 54037062	Balurghat	BLC	649.5	2023-24	1752.784	3	2	433	351	75	7	432	350	75	7	-11.915
11	7C198017 33055029	Bankura	BLC	1036.5	2023-24	2797.168	3	2	691	305	385	1	687	304	382	1	-6.386
12	7C198017 33055040	Bankura	BLC	630	2023-24	1700.16	3	1	420	233	187	0	419	232	187	0	0
13	7C198017 20055522	Bansberia	BLC	1065	2023-24	2874.08	3	1	710	417	289	4	710	417	289	4	0
14	7C198017 20024269	Bansberia	BLC	366	2023-24	987.712	3	1	244	130	109	5	244	130	109	5	-16.405
15	7C198017 12037826	Baranagar	BLC	112.5	2023-24	303.6	3	1	75	75	0	0	75	75	0	0	0
16	7C198017 12030598	Baranagar	BLC	67.5	2023-24	182.16	3	1	45	45	0	0	45	45	0	0	0



17	7C198017 12037101	Baranagar	BLC	246	2023-24	663.872	3	1	164	164	0	0	159	159	0	0	0
18	7C198017 07037103	Barasat	BLC	2326.5	2023-24	6278.448	3	1	1551	750	767	34	1544	748	763	33	-486.962
19	7C198017 07032780	Barasat	BLC	1464	2023-24	3950.848	3	1	976	498	473	5	975	498	472	5	0.9
20	7C198016 78037105	Barddhaman	BLC	181.5	2023-24	489.808	3	1	121	94	25	2	121	95	24	2	1.8
21	7C198017 02037076	Barrackpore	BLC	180	2023-24	485.76	3	1	120	106	14	0	119	105	14	0	0
22	7C198017 02037490	Barrackpore	BLC	963	2023-24	2598.816	3	1	642	582	58	2	642	582	58	2	0.6
23	7C198017 47033840	Baruipur	BLC	166.5	2023-24	449.328	3	1	111	70	41	0	110	69	41	0	-0.37
24	7C198017 47044421	Baruipur	BLC	453	2023-24	1222.49	3	1	302	200	101	1	302	200	101	1	0.3
25	7C198017 18050696	Basirhat	BLC	1459.5	2023-24	3938.704	3	1	973	804	165	4	970	802	164	4	-44.336
26	7C198016 63032695	Beldanga	BLC	1344	2023-24	3626.978	3	1	896	793	98	5	896	793	98	5	1.5
27	7C198016 63001976	Beldanga	BLC	315	2023-24	850.08	3	1	210	182	26	2	210	181	26	3	0.9
28	7C198016 62050742	Berhampore	BLC	1087.5	2023-24	2934.8	3	1	725	608	113	4	725	608	113	4	1.2
29	7C198017 25037093	Bhadreswar	BLC	88.5	2023-24	238.832	3	1	59	57	1	1	59	57	1	1	0.9
30	7C198017 25044700	Bhadreswar	BLC	597	2023-24	1611.104	3	1	398	346	52	0	398	346	52	0	-1.2
31	7C198016 85000634	Birnagar	BLC	1930.5	2023-24	5207.76	3	2	1287	679	607	1	1287	679	607	1	-6.48
32	7C198016 85044426	Birnagar	BLC	1482	2023-24	3999.424	3	1	988	559	426	3	988	559	426	3	0.6
33	7C198017 35037070	Bishnupur	BLC	834	2023-24	2250.688	3	2	556	310	243	3	555	309	243	3	-23.776
34	7C198017 35044892	Bishnupur	BLC	883.5	2023-24	2384.272	3	1	589	327	255	7	589	327	255	7	2.1
35	7C198016 69037064	Bolpur	BLC	1785	2023-24	4817.12	3	2	1190	689	493	8	1189	689	492	8	-48.66
36	7C198016 69044873	Bolpur	BLC	1482	2023-24	3999.424	3	1	988	507	479	2	988	507	479	2	1.8
37	7C198016 91050863	Bongaon	BLC	4935	2023-24	13317.92	3	1	3290	2697	590	3	3273	2681	589	3	0.9

38	7C198016 91037144	Bongaon	BLC	2128.5	2023-24	5744.112	3	2	1419	966	438	15	1399	953	431	15	-107.46
39	7C198017 44037571	Budge Budge	BLC	595.5	2023-24	1607.056	3	1	397	350	46	1	397	350	46	1	-4.972
40	7C198016 88037040	Chakdaha	BLC	697.5	2023-24	1882.32	3	2	465	319	125	21	465	319	125	21	-15.62
41	7C198016 88037633	Chakdaha	BLC	690	2023-24	1862.08	3	1	460	314	115	31	459	313	115	31	12.3
42	7C198017 26050752	Champda ni	BLC	969	2023-24	2615.008	3	2	646	593	52	1	646	593	52	1	0.31
43	7C198017 26050744	Champda ni	BLC	886.5	2023-24	2392.368	3	1	591	435	156	0	591	435	156	0	0
44	7C198017 22037065	Chandern agore	BLC	1338	2023-24	3610.816	3	1	892	736	151	5	889	733	151	5	-19.06
45	7C198017 22044429	Chandern agore	BLC	1261.5	2023-24	3404.368	3	2	841	784	56	1	841	784	56	1	0.3
46	7C198017 52033152	Chandrak ona	BLC	1428	2023-24	3853.696	3	1	952	478	457	17	951	477	457	17	1.2
47	7C198017 52037522	Chandrak ona	BLC	2139	2023-24	5772.448	3	2	1426	779	624	23	1414	774	619	21	-159.16
48	7C198017 62000827	Contai	BLC	1800	2023-24	4857.6	3	2	1200	1113	87	0	1198	1126	68	4	-22.18
49	7C198017 62007717	Contai	BLC	1350	2023-24	3643.2	3	1	900	888	12	0	900	880	12	8	2.4
50	7C198016 87033647	Coopers Camp	BLC	535.5	2023-24	1445.136	3	2	357	60	295	2	356	60	294	2	-2.28
51	7C198016 87044464	Coopers Camp	BLC	570	2023-24	1538.24	3	1	380	64	316	0	380	64	316	0	0
52	7C198016 87037067	Coopers Camp	BLC	1236	2023-24	3335.552	3	1	824	176	645	3	821	174	644	3	0.9
53	7C198016 76034588	Dainhat	BLC	967.5	2023-24	2610.96	3	2	645	193	452	0	638	191	447	0	0
54	7C198016 50037074	Dalkhola	BLC	1278	2023-24	3448.896	3	1	852	607	245	0	800	567	233	0	0
55	7C198017 31033979	Dankuni	BLC	1135.5	2023-24	3064.336	3	1	757	652	103	2	755	651	102	2	-6.75
56	7C198016 57037068	Dhulian	BLC	1030.5	2023-24	2780.976	3	2	687	542	144	1	687	542	144	1	-2.52
57	7C198016 41000879	Dhupguri	BLC	2233.5	2023-24	6028	3	1	1489	860	629	0	1464	858	603	3	-20.42
58	7C198017 48037072	Diamond Harbour	BLC	900	2023-24	2428.8	3	1	600	513	87	0	598	511	87	0	0

59	7C198016 48028583	Dinhata	BLC	958.5	2023-24	2586.672	3	1	639	549	90	0	639	549	90	0	0
60	7C198016 48028582	Dinhata	BLC	283.5	2023-24	765.07	3	2	189	166	23	0	189	166	23	0	0
61	7C198016 48033324	Dinhata	BLC	555	2023-24	1497.76	3	1	370	322	47	1	370	322	47	1	0.3
62	7C193146 95007722	Domkal	BLC	1417.5	2023-24	3825.36	3	1	945	945	0	0	945	943	1	1	0.3
63	7C198016 68033584	Dubrajpur	BLC	621	2023-24	1675.872	3	2	414	334	77	3	411	331	77	3	-3.28
64	7C198016 68056230	Dubrajpur	BLC	1491	2023-24	4023.72	3	1	994	717	265	12	994	717	265	12	3.6
65	7C198017 13024212	Dum Dum	BLC	30	2023-24	80.96	3	2	20	18	2	0	20	18	2	0	0
66	7C198017 61034094	Egra	BLC	1450.5	2023-24	3914.416	3	2	967	846	114	7	963	844	112	7	-33.54
67	7C198017 61007726	Egra	BLC	1200	2023-24	3238.4	3	1	800	680	110	10	799	692	100	7	1.8
68	7C198016 56055564	ENGLISH BAZAR	BLC	1149	2023-24	3100.768	3	1	766	712	54	0	764	710	54	0	0
69	7C198016 56037096	ENGLISH BAZAR	BLC	1203	2023-24	3246.496	3	1	802	757	41	4	802	757	41	4	-13.18
70	7C198016 53033742	Gangaram pur	BLC	1219.5	2023-24	3291.024	3	2	813	420	354	39	812	420	353	39	-273.55
71	7C198016 99037356	Garulia	BLC	468	2023-24	1263.72	3	2	312	239	73	0	307	234	73	0	0
72	7C198016 99055982	Garulia	BLC	867	2023-24	2339.74	3	1	578	464	114	0	578	464	114	0	0
73	7C198016 90055327	Gayespur	BLC	793.5	2023-24	2044.056	3	1	529	410	116	3	529	410	116	3	-9.77
74	7C198016 90055434	Gayespur	BLC	919.5	2023-24	2368.632	3	1	613	427	181	5	613	427	181	5	1.2
75	7C198017 54037451	Ghatal	BLC	1183.5	2023-24	3193.872	3	2	789	615	170	4	787	613	170	4	-15.6
76	7C198017 54033330	Ghatal	BLC	1045.5	2023-24	2821.454	3	1	697	534	161	2	697	534	161	2	0.6
77	7C198016 96000536	Gobardan ga	BLC	1680	2023-24	4532.01	3	2	1120	606	487	27	1115	537	563	15	-83
78	7C198016 96007744	Gobardan ga	BLC	900	2023-24	2428.8	3	1	600	352	239	9	599	335	255	9	0.9
79	7C198016 96004594	Gobardan ga	BLC	1845	2023-24	4979.04	3	1	1230	675	537	18	1220	666	534	20	-0.3

*2*

80	7C198016 77037046	Guskara	BLC	229.5	2023-24	619.344	3	2	153	50	72	31	153	50	72	31	-22.89
81	7C198016 77044877	Guskara	BLC	1477.5	2023-24	3987.28	3	1	985	416	391	178	985	416	391	178	52.2
82	7C198016 97034105	Habra	BLC	1897.5	2023-24	5120.72	3	1	1265	871	375	19	1262	868	375	19	-369.052
83	7C198016 97034106	Habra	BLC	4377	2023-24	11812.06	3	1	2918	2119	757	42	2915	2117	756	42	-4.2
84	7C198017 60055735	Haldia	BLC	2389.5	2023-24	6448.464	3	2	1593	1307	286	0	1593	1307	286	0	0
85	7C198016 43000116	Haldibari	BLC	568.5	2023-24	15.34	3	2	379	244	133	2	379	277	102	0	0
86	7C198016 92037086	Halisahar	BLC	2481	2023-24	6695.392	3	1	1654	1451	203	0	1651	1448	203	0	0
87	7C198016 92037088	Halisahar	BLC	1734	2023-24	4679.488	3	1	1156	1145	11	0	1148	1137	11	0	0
88	7C193224 10034198	Haringhat a	BLC	1020	2023-24	2752.64	3	2	680	510	140	30	676	507	140	29	-94.2
89	7C193224 10001974	Haringhat a	BLC	1578	2023-24	4258.496	3	1	1052	835	132	85	1051	778	235	38	11.4
90	7C198017 21024293	Hugli- Chinsurah	BLC	103.5	2023-24	279.312	3	1	69	53	16	0	69	53	16	0	0
91	7C198017 21044441	Hugli- Chinsurah	BLC	237	2023-24	639.584	3	1	158	155	3	0	158	155	3	0	0
92	7C198016 40044896	Jalpaiguri	BLC	1810.5	2023-24	4885.936	3	1	1207	861	338	8	1164	826	330	8	-48.59
93	7C198016 58000112	Jangipur	BLC	517.5	2023-24	1395.5	3	2	345	326	15	4	345	272	73	0	0
94	7C198016 58008267	Jangipur	BLC	1050	2023-24	2833.6	3	1	700	590	110	0	700	601	98	1	0.3
95	7C198016 58005883	Jangipur	BLC	2122.5	2023-24	5727.92	3	1	1415	1142	273	0	1415	1203	170	42	12.6
96	7C198017 49031773	Jaynagar Mazilpur	BLC	438	2023-24	1182.016	3	1	292	276	16	0	292	276	16	0	0
97	7C198017 56033634	Jhargram	BLC	1150.5	2023-24	3104.816	3	1	767	643	101	23	755	633	100	22	-223.656
98	7C198017 56037850	Jhargram	BLC	1179	2023-24	3181.728	3	1	786	620	129	37	785	619	129	37	8.7
99	7C198016 59056043	Jiaganj- Azimganj	BLC	1941	2023-24	5233.66	3	1	1294	786	482	26	1293	786	481	26	4.8

100	7C198016 52034107	Kaliaganj	BLC	1957.5	2023-24	5282.64	3	1	1305	918	381	6	1288	909	373	6	-29.04
101	7C198016 52033320	Kaliaganj	BLC	1495.5	2023-24	4035.856	3	1	997	690	307	0	996	689	307	0	0
102	7C198016 79037038	Kalna	BLC	267	2023-24	720.544	3	1	178	110	66	2	178	110	66	2	-11.02
103	7C198016 89055843	Kalyani	BLC	870	2023-24	2347.84	3	1	580	240	309	31	580	240	309	31	-12.9
104	7C198016 89055845	Kalyani	BLC	480	2023-24	1295.36	3	1	320	49	266	5	319	48	266	5	-44.642
105	7C198017 11037165	Kamarhati	BLC	679.5	2023-24	1833.744	3	2	453	450	3	0	443	440	3	0	0
106	7C198016 93033577	Kanchrapa ra	BLC	141	2023-24	380.512	3	1	94	67	27	0	94	67	27	0	0
107	7C198016 93044401	Kanchrapa ra	BLC	334.5	2023-24	902.704	3	1	223	151	72	0	223	151	72	0	0
108	7C198016 61033326	Kandi	BLC	1485	2023-24	4007.52	3	1	990	634	348	8	990	634	348	8	4.5
109	7C198016 61037580	Kandi	BLC	2197.5	2023-24	5930.32	3	1	1465	947	518	0	1465	947	518	0	0
110	7C198016 75037045	Katwa	BLC	357	2023-24	963.424	3	2	238	198	40	0	237	197	40	0	0
111	7C198016 75044885	Katwa	BLC	993	2023-24	2679.776	3	1	662	550	112	0	662	550	112	0	0
112	7C198017 57037446	Kharagpur	BLC	1246.5	2023-24	3363.888	3	1	831	669	121	41	771	624	109	38	-100.81
113	7C198017 57037881	Kharagpur	BLC	1285.5	2023-24	3469.136	3	1	857	799	34	24	855	797	34	24	7.2
114	7C198017 53008242	Kharar	BLC	300	2023-24	809.6	3	1	200	120	80	0	200	120	80	0	0
115	7C198017 53004014	Kharar	BLC	463.5	2023-24	1250.86	3	1	309	183	121	5	308	187	116	5	2.7
116	7C198017 53000421	Kharar	BLC	310.5	2023-24	837.96	3	2	207	108	95	4	207	141	63	3	0.38
117	7C198017 04044411	Khardah	BLC	468	2023-24	1262.976	3	1	312	267	26	19	312	267	26	19	-2.4
118	7C198017 04037100	Khardah	BLC	342	2023-24	922.944	3	1	228	216	8	4	227	215	8	4	3.6
119	7C198016 46034079	KochBeha r	BLC	445.5	2023-24	1202.256	3	1	297	237	59	1	296	236	59	1	0.3
120	7C198016 46037036	KochBeha r	BLC	138	2023-24	372.416	3	1	92	75	17	0	91	74	17	0	0

121	7C198017 30037090	Konnagar	BLC	1069.5	2023-24	2886.224	3	1	713	711	2	0	711	709	2	0	0
122	7C198017 30055852	Konnagar	BLC	762	2023-24	2056.384	3	1	508	504	3	1	506	502	3	1	0.3
123	7C198016 82034066	Krishnana gar	BLC	559.5	2023-24	1509.904	3	1	373	227	146	0	365	220	145	0	0
124	7C198016 82037913	Krishnana gar	BLC	1485	2023-24	4007.52	3	1	990	605	380	5	987	603	379	5	1.5
125	7C198016 82003606	Krishnana gar	BLC	1468.5	2023-24	3962.99	3	1	979	608	367	4	973	604	365	4	1.2
126	7C198017 51008245	Kshirpai	BLC	1050	2023-24	2833.6	3	1	700	354	295	51	700	353	296	51	6.6
127	7C198017 51000814	Kshirpai	BLC	600	2023-24	1620	3	2	400	192	177	31	400	186	178	36	-50.99
128	7C198017 08033591	Madhyam gram	BLC	661.5	2023-24	1785.168	3	2	441	353	80	8	440	352	80	8	-8.89
129	7C198017 08008142	Madhyam gram	BLC	1350	2023-24	3643.2	3	1	900	655	225	20	900	656	224	20	5.1
130	7C198017 08004419	Madhyam gram	BLC	2265	2023-24	6110.12	3	1	1510	1115	370	25	1506	1244	237	25	9.3
131	7C198017 43037375	Maheshtal a	BLC	487.5	2023-24	1315.6	3	1	325	290	35	0	325	290	35	0	-24.054
132	7C198017 43054942	Maheshtal a	BLC	1165.5	2023-24	3145.296	3	1	777	623	150	4	777	623	150	4	-0.6
133	7C198016 39000119	Mal	BLC	685.5	2023-24	1850	3	2	457	407	27	23	443	400	22	21	-33.19
134	7C198016 45024274	Mathabha nga	BLC	93	2023-24	250.976	3	1	62	50	12	0	62	50	12	0	0
135	7C198017 55038009	Medinipur	BLC	1195.5	2023-24	3226.256	3	1	797	673	97	27	795	671	97	27	7.8
136	7C198017 55037529	Medinipur	BLC	1771.5	2023-24	4780.688	3	1	1181	903	183	95	1119	855	175	89	-1273.093
137	7C198016 44000925	Mekliganj	BLC	337.5	2023-24	910.8	3	2	225	85	135	5	220	118	101	1	-0.48
138	7C198016 44004105	Mekliganj	BLC	288	2023-24	777	3	1	192	76	114	2	190	96	91	3	0.9
139	7C198016 80037073	Memari	BLC	582	2023-24	1570.622	3	1	388	264	109	15	388	264	109	15	-19.76
140	7C198016 60001500	Murshida bad	BLC	1444.5	2023-24	3898.22	3	2	963	448	500	15	939	437	496	6	-29.12
141	7C198016 81055996	Nabadwip	BLC	1389	2023-24	3723.846	3	2	926	902	24	0	925	901	24	0	0

142	7C198016 94044405	Naihati	BLC	600	2023-24	1619.2	3	1	400	303	97	0	399	302	97	0	-0.74
143	7C198016 64037063	Nalhati	BLC	348	2023-24	939.136	3	2	232	136	95	1	231	135	95	1	0.08
144	7C198016 64044876	Nalhati	BLC	1044	2023-24	2817.404	3	1	696	531	162	3	696	531	162	3	0.6
145	7C198017 09044419	New Barrackpo re	BLC	990	2023-24	2671.68	3	1	660	587	69	4	658	586	68	4	1
146	7C198017 09037056	New Barrackpo re	BLC	271.5	2023-24	732.688	3	1	181	126	55	0	179	124	55	0	0
147	7C198017 00024270	North Barrackpo re	BLC	21	2023-24	56.672	3	1	14	14	0	0	14	14	0	0	0
148	7C198017 10023804	North DumDum	BLC	75	2023-24	202.4	3	1	50	40	10	0	50	40	10	0	0
149	7C198017 10037176	North DumDum	BLC	1270.5	2023-24	3428.656	3	1	847	705	140	2	847	705	140	2	0.6
150	7C198016 55037041	Old Malda	BLC	1368	2023-24	3691.776	3	2	912	672	240	0	903	667	236	0	0
151	7C198016 55037703	Old Malda	BLC	1197	2023-24	3230.3	3	1	798	625	170	3	796	623	170	3	0.9
152	7C198017 05037071	Panihati	BLC	958.5	2023-24	2586.672	3	1	639	635	4	0	632	628	4	0	0
153	7C198017 05032729	Panihati	BLC	1380	2023-24	3554.88	3	1	920	681	184	55	920	681	184	55	0.9
154	7C198017 58037424	Panskura	BLC	1468.5	2023-24	3962.992	3	2	979	905	63	11	977	903	63	11	-106.858
155	7C198017 45037055	Pujali	BLC	1098	2023-24	2963.136	3	2	732	488	243	1	726	482	243	1	0
156	7C198017 45008223	Pujali	BLC	750	2023-24	2024	3	1	500	386	114	0	499	396	103	0	0
157	7C198017 38033585	Puruliya	BLC	1050	2023-24	2833.6	3	1	700	417	262	21	694	412	261	21	-172.319
158	7C198017 38037069	Puruliya	BLC	1305	2023-24	3521.76	3	1	870	536	312	22	867	534	311	22	3.6
159	7C198017 37001979	Raghunat hpur	BLC	729	2023-24	1967.33	3	1	486	258	223	5	485	276	207	2	0.6
160	7C198016 51044874	Raiganj	BLC	1554	2023-24	4193.728	3	1	1036	778	257	1	1015	762	252	1	0.9

16

161	7C198016 51008222	Raiganj	BLC	1350	2023-24	3643.2	3	1	900	835	53	12	891	784	104	3	0.3
162	7C198017 46055044	Rajpur Sonarpur	BLC	562.5	2023-24	1518	3	1	375	308	64	3	375	308	64	3	-0.3
163	7C198017 46050710	Rajpur Sonarpur	BLC	1302	2023-24	3513.664	3	1	868	630	231	7	868	630	231	7	-117.567
164	7C198017 50037094	Ramjibanpur	BLC	1077	2023-24	2906.464	3	1	718	504	205	9	718	504	205	9	-31.51
165	7C198017 50044875	Ramjibanpur	BLC	859.5	2023-24	2319.504	3	1	573	392	177	4	573	392	177	4	0.3
166	7C198016 65037114	Rampurhat	BLC	1930.5	2023-24	5209.776	3	2	1287	693	582	12	1280	686	582	12	-82.9
167	7C198016 65008249	Rampurhat	BLC	1350	2023-24	3643.2	3	1	900	564	314	22	899	558	318	23	6.9
168	7C198016 86037368	Ranaghat	BLC	856.5	2023-24	2311.4	3	1	571	459	110	2	566	456	108	2	0.6
169	7C198016 86037365	Ranaghat	BLC	667.5	2023-24	1801.36	3	2	445	342	100	3	438	337	98	3	-5.07
170	7C198017 29050711	Rishra	BLC	429	2023-24	1157.74	3	2	286	270	16	0	282	266	16	0	0
171	7C198017 29055372	Rishra	BLC	1077	2023-24	2906.46	3	1	718	658	45	15	718	658	45	15	3
172	7C198016 67000564	Sainthia	BLC	240	2023-24	648	3	2	160	104	53	3	160	110	47	3	-1.39
173	7C198016 67008253	Sainthia	BLC	1350	2023-24	3643.2	3	1	900	465	424	11	900	465	424	11	3.3
174	7C198016 83033655	Santipur	BLC	1327.5	2023-24	3582.48	3	1	885	706	167	12	883	705	166	12	-126.868
175	7C198016 83054670	Santipur	BLC	1159.5	2023-24	3129.104	3	1	773	530	233	10	773	530	233	10	2.4
176	7C198017 28051248	Serampore	BLC	909	2023-24	2453.088	3	1	606	588	17	1	603	585	17	1	-8.86
177	7C198017 34037106	Sonamukhi	BLC	1002	2023-24	2704.064	3	2	668	415	252	1	664	412	251	1	-2.56
178	7C198017 34008255	Sonamukhi	BLC	600	2023-24	1619.2	3	1	400	215	182	3	400	222	175	3	0.9
179	7C198017 14033596	South DumDum	BLC	258	2023-24	696.256	3	2	172	169	2	1	172	169	2	1	0.9
180	7C198016 66008257	Suri	BLC	1500	2023-24	4048	3	1	1000	423	395	182	1000	423	395	182	52.5
181	7C198016 66000643	Suri	BLC	357	2023-24	964	3	2	238	196	24	18	237	128	104	5	-6.148



182	7C198016 84028329	Taherpur	BLC	394.5	2023-24	1064.624	3	2	263	228	35	0	263	228	35	0	0
183	7C198017 19000474	Taki	BLC	222	2023-24	599.1	3	2	148	99	48	1	148	94	54	0	0
184	7C198017 59037583	Tamralipta	BLC	861	2023-24	2322.41	3	1	574	533	33	8	570	529	33	8	2.4
185	7C198017 59037109	Tamralipta	BLC	813	2023-24	2194.016	3	2	542	523	19	0	534	515	19	0	0
186	7C198017 23030586	Tarakeswar	BLC	291	2023-24	785.312	3	1	194	153	41	0	194	153	41	0	0
187	7C198017 23028328	Tarakeswar	BLC	132	2023-24	356.224	3	2	88	66	22	0	88	66	22	0	0
188	7C198017 03037078	Titagarh	BLC	159	2023-24	429.088	3	1	106	91	15	0	106	91	15	0	-0.8
189	7C198016 47037099	Tufanganj	BLC	759	2023-24	2048.288	3	1	506	365	141	0	505	364	141	0	-0.1
190	7C198016 47031630	Tufanganj	BLC	1053	2023-24	2841.7	3	1	702	514	187	1	702	514	187	1	0.3
191	7C198017 41005563	Uluberia	BLC	8848.5	2023-24	23879.15	3	1	5899	5299	599	1	5898	5298	599	1	0.3
192	7C198017 41000990	Uluberia	BLC	2250	2023-24	6072	3	2	1500	1335	165	0	1499	1315	184	0	0
193	7C198017 32033426	Uttarpara Kotrung	BLC	345	2023-24	931.04	3	1	230	227	2	1	230	227	2	1	0.1
194	7C198017 32051275	Uttarpara Kotrung	BLC	778.5	2023-24	2100.912	3	1	519	450	69	0	519	450	69	0	0
195	7C198017 32044957	Uttarpara Kotrung	BLC	376.5	2023-24	1016.048	3	1	251	227	24	0	251	227	24	0	0
	<b>Total</b>			<b>204771</b>		<b>550675.8</b>		<b>251</b>	<b>136514</b>	<b>100325</b>	<b>34334</b>	<b>1855</b>	<b>135861</b>	<b>99898</b>	<b>34163</b>	<b>1800</b>	<b>-4409.143</b>

200